


Fire Alarm Installation and Inspection Methods

How to Install Fire Alarms?

- ① Prepare the fire alarm, screws, and a screwdriver.
 - ② Fix the back plate (base) to the ceiling with two screws.
 - ③ Connect the battery wire on the fire alarm unit.
 - ④ Align the unit with the back plate (base) and turn to secure it.
- ※ Press the operation check button to make sure the alarm sound works properly.



Product Features & Characteristics

Alarm Speaker

* Alarm sound and voice announcement for fire occurrence.



Operation check or stop button

* Press once to activate the fire alarm sound, and press again to stop the alarm sound.


Where can I buy a fire alarm?

- You can purchase fire alarms at online shopping malls, large supermarkets, and fire safety equipment stores.
- For any inquiries, please feel free to contact the One-Stop Support Center at the nearest fire station, and they will kindly assist you.

How to Use a Fire Extinguisher

How to Use a Fire Extinguisher?

Use it immediately when there is a fire!



Vehicle Fire Extinguisher

Mandatory installation of vehicle fire extinguishers in 5-seater or larger cars, vans, trucks, and special vehicles (No ordinary powder fire extinguisher or aerosol extinguisher).



※ Make sure to check for the "Car Compatibility" marking on the fire extinguisher surface!

Let's learn more about the types of fire extinguishers?

※ Check the content and expiration date of powder fire extinguishers every 10 years. Don't forget to inspect the fire extinguisher at home!

(A) Class A Ordinary Fire Fires involving paper, wood, cotton fabric, etc.	(B) Class B Flammable Liquid Fire Fires involving gasoline, kerosene, volatile liquids, etc.	(C) Class C Electrical Fire Fires involving electrical equipment or appliances.	(K) Class K Kitchen Fire Fires involving plant-based or animal-based oils.
--	--	---	--

Please note that these action guidelines are based on general situations for each disaster type and may vary in specific circumstances.

Safety is enhanced when following these guidelines together with others.


Citizens' Action Guidelines by Disaster Type

House Fires




Accident Cases

• Hwaseong-si Pal-tan-myeon Nohari House Fire

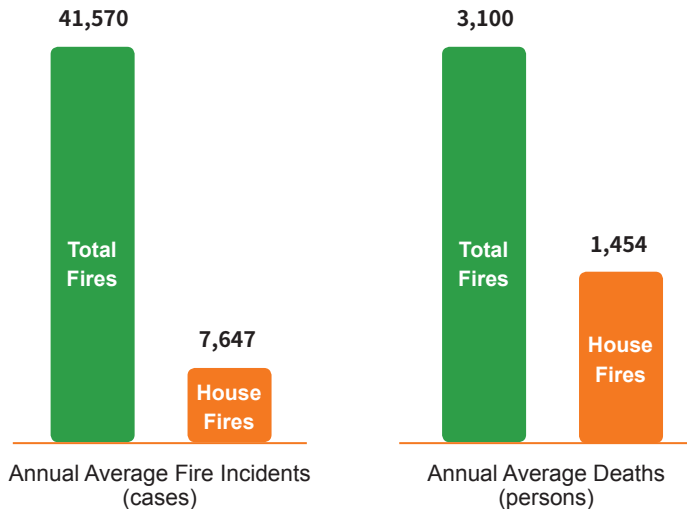
Date	February 22, '21, around 01:00	
Casualties	1 death, 1 injury	
Incident Overview	Fire caused by electrical issues	

• (Overseas Case) Philadelphia House Fire in the United States

Date	January 5, '22, around 06:00	
Casualties	12 deaths	
Incident Overview	Fire escalated due to a 5-year-old child playing with fire	

Current Status and Major Causes

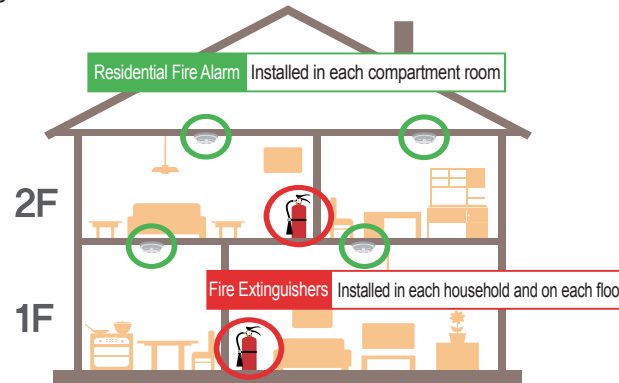
House Fire and Casualty Status (10 years, '12-'21)



- Among the total fire-related fatalities (3,100 individuals), 46.9%(1,454 individuals) occurred in residential buildings.
- The most common cause of fires was negligence during activities such as food preparation, accounting for 54% of the incidents.


Fire Safety Equipment Installation in Houses

Fire alarms that sound an alert when a fire occurs, indicating the need to evacuate, and fire extinguishers that can be used to extinguish initial fires.



To reduce residential fire damage, prompt awareness of fire incidents is crucial! Installing fire facilities for residential use within homes is essential!

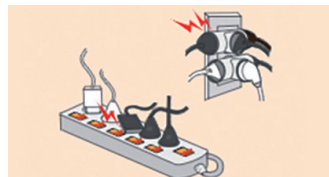
Fire Prevention Rules



When cooking, stay within the area where the cooking fire is visible.



Induction cookers should be turned off or covered when not in use.
* Note that they may be activated by pets.



Avoid using multiple electrical appliances on one outlet.



Do not place flammable objects near heaters that are prone to catching fire.

Citizens' Action Guidelines



1. Be aware of the fire incident

- Familiarize yourself with the sound of the fire alarm in advance.
- ※ Knowing about the fire incident promptly is crucial.



2. Evacuate to the outside

- Evaluate the fire situation and evacuate immediately.
- ※ When moving to avoid smoke, cover your nose and mouth and move in a low posture.



3. If trapped inside the house

- Seal the gaps of entry doors and windows and wait for rescue.
- ※ Prepare an emergency escape rope with a blanket in case of worst-case scenarios.



4. Call 119

- Move to a safe location and call 119 to report and confirm the number of people.
- ※ If there are unseen individuals, inform the responding firefighters.